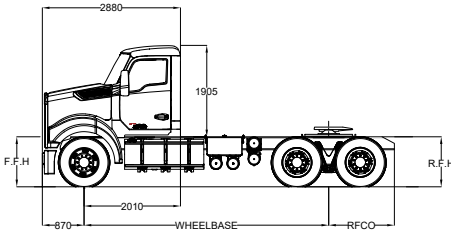


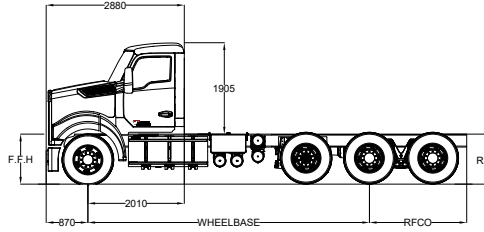
T420SAR



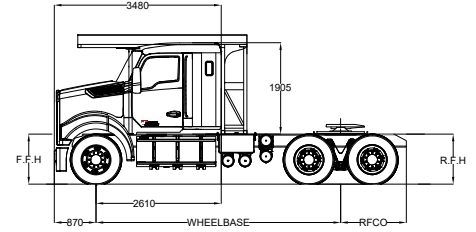
DAY CAB 6x4



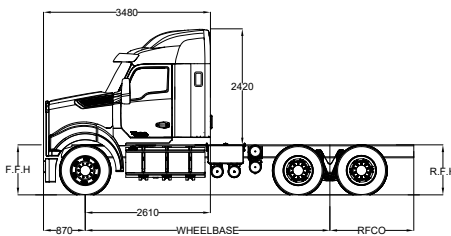
DAY CAB 8x4#



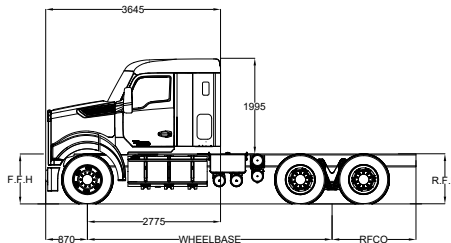
600MM FLAT ROOF SLEEPER WITH CAR CARRIER SPECIFICATIONS



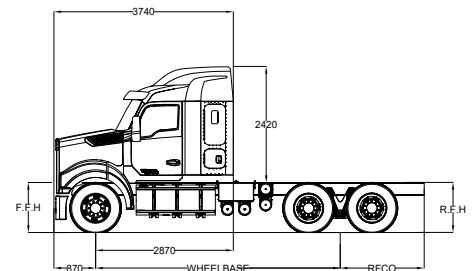
600MM AERO ROOF SLEEPER



760MM MID ROOF SLEEPER



860MM AERO ROOF SLEEPER



CONFIGURATION

6x4 SINGLE STEER & TANDEM DRIVE	<i>standard</i>
8x4# SINGLE STEER & TANDEM + LAZY	<i>optional</i>

GCM

NOMINAL 70 TONNE AND UP TO 85 TONNE BASED ON APPLICATION AND CONFIGURATION^{##}

^{##}Subject to Application and Engineering approval.

SLEEPER

600MM AERO ROOF	<i>optional</i>
600MM FLAT ROOF	<i>optional</i>
760MM MID ROOF	<i>optional</i>
860MM AERO ROOF	<i>optional</i>
1400MM AERO ROOF	<i>optional</i>

FRONT FRAME HEIGHT (F.F.H) mm

FRONT SPRING	TYRES		
	11R22.5 R168	295/80R22.5 R154ECO	305/70R22.5 X MULTI HLZ MICHELIN
7.2t MULTI	1105	1109	1082
7.2t TAPER	1065	1069	1042

REAR FRAME HEIGHT (R.F.H) mm

REAR SUSPENSION	TYRES	
	11R22.5 M866	275/70R22.5 M749
AIRGLIDE 400 9"	1026	981
AIRGLIDE 460 10.5"	1064	1019
HENDRICKSON PAX462 10"	1051	1006
AGAG460 & TOUGHLIFT 10.5"	1068	1023

IMPORTANT NOTES:

- Fusion is mandatory on chassis with three or less axles.
- *Fusion is optional on chassis with 4 or more axles. An allowance forward of the bumper/bullbar of 30mm for the fusion radar unit is required for these configurations.
- All frame dimensions are measured to the top of the frame using 270mm rails. Illustrations provided depict varying configurations for demonstration purposes only. Actual dimensions may vary due to differences in tare weight resulting from fitting of optional equipment, postproduction build-up, and fuel loads. On heavy-duty trucks, dimensional variations of up to ± 25 mm may occur.
- Vehicle heights have been calculated with tyres in an unladen condition; unless otherwise specified, Bridgestone tyres have been used for these calculations. Variations may result when tyres from alternative manufacturers are fitted.
- For more information on the full range of available options, please contact your authorised Kenworth dealer or visit kenworth.com.au

Specifications

ENGINE

PACCAR MX-13 EURO VI - 485hp, 1850lb-ft TORQUE	<i>standard</i>
PACCAR MX-13 EURO VI - 510hp, 1850lb-ft TORQUE	<i>optional</i>

KITS

FUEL HAUL & GAS HAUL	<i>optional</i>
----------------------	-----------------

EXHAUST - AFTERTREATMENT

RIGHT HAND UNDER CAB WITH GROUND DISCHARGE	<i>standard</i>
RIGHT HAND UNDER CAB WITH DUAL SIDE OF CAB EXHAUST FOR IN-CHASSIS SMA	<i>optional</i>
IN-CHASSIS WITH DUAL SIDE OF CAB EXHAUST	<i>optional</i>
IN-CHASSIS WITH GROUND DISCHARGE	<i>optional</i>

AIR CLEANER

DONALDSON 2500 SERIES AIR CLEANER - UNDER HOOD	<i>standard</i>
DUAL INBUILT HOOD PRECLEANERS - SERVICE FREE	<i>standard</i>

TRANSMISSION - MANUAL

EATON RTLO20918B 18-SPEED, 2050lb-ft TORQUE	<i>standard</i>
--	-----------------

TRANSMISSION - AUTOMATED MANUAL TRANSMISSION (AMT)

PACCAR TX-12 AUTOMATED 12-SPEED, 1850lb-ft TORQUE	<i>standard</i>
PACCAR TX-18 AUTOMATED 18-SPEED, 1850lb-ft TORQUE	<i>optional</i>

FRONT AXLE

DANA SPICER E-14621 - 6.6t GAWR	<i>standard</i>
MERITOR MFS66-122 - 6.6t GAWR	<i>optional</i>
MERITOR MFS66-124 - 8" DROP AXLE - 6.6t GAWR	<i>optional</i>
MERITOR MFS73 - 7.3t GAWR	<i>optional</i>
MERITOR MFS75 - 7.5t GAWR	<i>optional</i>

REAR AXLE

KENWORTH AIRGLIDE 400 - 18.1t GAWR	<i>standard</i>
KENWORTH AIRGLIDE 460 - 20.9t GAWR	<i>optional</i>
KENWORTH AIRGLIDE 400 & TOUGHLIFT FMT - 22.5t GAWR	<i>optional</i>
KENWORTH AIRGLIDE 460 & TOUGHLIFT FMT - 22.5t GAWR	<i>optional</i>
HENDRICKSON HAS461 - 18.0t GAWR	<i>optional</i>
HENDRICKSON PAX462 - 21.0t GAWR	<i>optional</i>

FRONT SUSPENSION

TAPER LEAF, MULTI LEAF	
------------------------	--

REAR SUSPENSION

KENWORTH AIRGLIDE 400 - 18.1t GAWR	<i>standard</i>
KENWORTH AIRGLIDE 460 - 20.9t GAWR	<i>optional</i>
KENWORTH AIRGLIDE 400 & HENDRICKSON TOUGHLIFT FMT - 22.5t GAWR	<i>optional</i>
KENWORTH AIRGLIDE 460 & HENDRICKSON TOUGHLIFT FMT - 22.5t GAWR	<i>optional</i>
HENDRICKSON HAS461 - 18t GAWR	<i>optional</i>
HENDRICKSON PAX462 - 21.0tGAWR	<i>optional</i>

BRAKES

DRUM	<i>standard</i>
DISC	<i>optional</i>

SAFETY SYSTEMS

ABS - ANTILOCK BRAKING SYSTEM	<i>standard</i>
DTC - DRAG TORQUE CONTROL	<i>standard</i>
ATC - AUTOMATIC TRACTION CONTROL	<i>standard</i>
ESP - ELECTRONIC STABILITY PROGRAM**	<i>standard</i>
HSA - HILL START ASSIST*	<i>optional</i>
TRM - TRAILER RESPONSE MANAGEMENT	<i>optional</i>
SOD - BLINDSPOTTER SIDE OBJECT DETECTION SYSTEM	<i>optional</i>

FUSION INTEGRATED ACTIVE SAFETY SYSTEMS**

INTEGRATES ADAPTIVE CRUISE CONTROL WITH BRAKING, STATIONARY VEHICLE BRAKING, COLLISION MITIGATION, DRIVER ALERTS, LANE DEPARTURE WARNING, HIGHWAY DEPARTURE WARNING & BRAKING, ADVANCED EMERGENCY BRAKING [AEBS] & MULTI LANE AUTONOMOUS EMERGENCY BRAKING**

* Only with Automated Manual Transmission (AMT).

** Standard on 6x4. Exceptions apply depending on axle configuration/ wheelbase/application.

PACCAR CONNECT

12 MONTH BASE SUBSCRIPTION TO PACCAR CONNECT GPS TELEMATICS	<i>standard</i>
--	-----------------

WHEELS

ALLOY 10 STUD - RANGE OF FINISHES AVAILABLE	<i>standard</i>
PACCAR STYLE ALLOY 10 STUD	<i>optional</i>

FUEL TANKS

RANGE OF PACKAGES AVAILABLE

ADBLUE

62L ADBLUE UREA TANK RIGHT HAND REAR	<i>standard</i>
160L SQUARE ADBLUE TANK RIGHT HAND REAR	<i>optional</i>
170L 625MM DIA ADBLUE UREA TANK RIGHT HAND REAR	<i>optional</i>
225L SQUARE ADBLUE TANK RIGHT HAND REAR	<i>optional</i>

PAINT

SINGLE COLOUR TO CAB	<i>standard</i>
UP TO 3 COLOURS 6 BREAKS	<i>optional</i>

