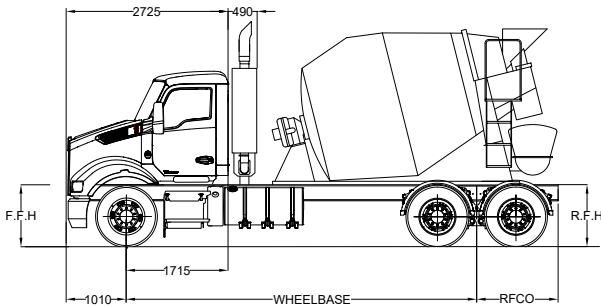


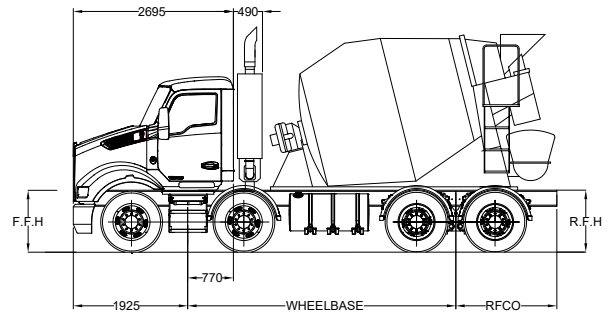
# T320A



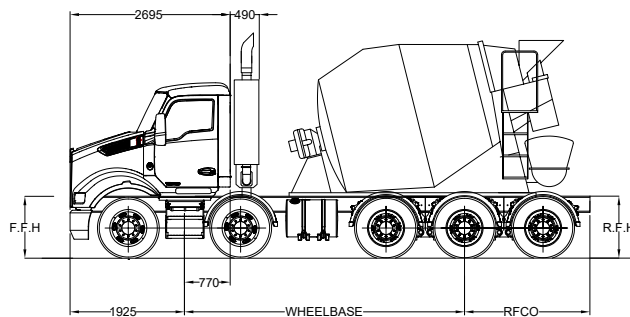
## DAY CAB 6x4



## DAY CAB 8x4<sup>#</sup>



## DAY CAB 10x4<sup>#</sup>



### CONFIGURATION

6x4 SINGLE STEER & TANDEM DRIVE	<i>standard</i>
8x4 <sup>#</sup> TWIN STEER & TANDEM DRIVE, 8x4 <sup>#</sup> SINGLE STEER & TANDEM + LAZY, 8x6 <sup>#</sup> SINGLE STEER & TRI-DRIVE	<i>optional</i>
10x4 <sup>#</sup> TWIN STEER & TANDEM + LAZY	<i>optional</i>

### GVM

24.1 TONNE – 6x4
30.1 TONNE – 8x4 <sup>#</sup>
36 TONNE – 10x4 <sup>#</sup>

### GCM

40 TONNE LIMIT <sup>###</sup>
<sup>###</sup> Higher GCM ratings available subject to Application and Engineering approval.

### CAB

DAY CAB	<i>standard</i>
760MM INTEGRATED SLEEPER <sup>###</sup>	<i>optional</i>
<sup>###</sup> Not selectable in prospector. UPO required.	

### FRONT FRAME HEIGHT (F.F.H) mm

FRONT SPRING	TYRES		
	11R22.5 R168	275/70 R22.5 R294	295/80 R22.5 FS401
6.5t TAPER	1085	1045	1092
7.2t TAPER	1086	1046	1093
12t TAPER	1063	1023	1070

### REAR FRAME HEIGHT (R.F.H) mm – UNLADEN

REAR SUSPENSION	TYRES		
	11R22.5 FD664	275/70 R22.5 M749 ECOPIA	305/70 R22.5 X MULTI D MICHELIN
AIRGLIDE 400 9"	1026	982	999
AIRGLIDE 600 9"			
AIRGLIDE 400+ TOUGHLIFT FMT 9"			

### IMPORTANT NOTES:

- Fusion is mandatory on chassis with three or less axles.
- <sup>#</sup>Fusion is optional on chassis with 4 or more axles. An allowance forward of the bumper/bullbar of 30mm for the fusion radar unit is required for these configurations.
- All frame dimensions are measured to the top of the frame using 270mm rails. Illustrations provided depict varying configurations for demonstration purposes only. Actual dimensions may vary due to differences in tare weight resulting from fitting of optional equipment, postproduction build-up, and fuel loads. On heavy-duty trucks, dimensional variations of up to ±25mm may occur.
- Vehicle heights have been calculated with tyres in an unladen condition; unless otherwise specified, Bridgestone tyres have been used for these calculations. Variations may result when tyres from alternative manufacturers are fitted.
- For more information on the full range of available options, please contact your authorised Kenworth dealer or visit [kenworth.com.au](http://kenworth.com.au)

# Specifications

## ENGINE

L9 260hp, 859lb-ft	<i>standard</i>
L9 330hp, 1000lb-ft	<i>optional</i>
L9 350hp, 1050lb-ft	<i>optional</i>
L9 360hp, 1150lb-ft	<i>optional</i>
L9 380hp, 1250lb-ft	<i>optional</i>

## EXHAUST - AFTERTREATMENT

LEFT HAND SIDE POST MOUNTED	<i>standard</i>
-----------------------------	-----------------

## AIR CLEANER

DONALDSON 2500 SERIES AIR CLEANER - UNDER HOOD	<i>standard</i>
--	-----------------

## TRANSMISSION - MANUAL

EATON RTO16909ALL 9-SPEED, 1650lb-ft TORQUE	<i>optional</i>
---	-----------------

## TRANSMISSION - AUTOMATED MANUAL TRANSMISSION (AMT)

ENDURANT EHD-14F112C-V AUOTMATED 12-SPEED 1450LB-FT TORQUE	<i>optional</i>
--	-----------------

## TRANSMISSION - AUTOMATIC

ALLISON 3200P 6-SPEED, 1180lb-ft TORQUE	<i>standard</i>
ALLISON 4440P 6-SPEED, 1310lb-ft TORQUE	<i>optional</i>

## FRONT AXLE

DANA E-1462I - 6.6t GAWR	<i>standard</i>
DANA DUAL E-1322I - 12.0t GAWR	<i>optional</i>
MERITOR MFS66-122 - 6.6t GAWR	<i>optional</i>
MERITOR DUAL MFS66-122 - 13.2t GAWR	<i>optional</i>

## REAR AXLE

DANA SPICER DS405 - 18.1t GAWR	<i>standard</i>
DANA SPICER DSH40P - 18.1t GAWR	<i>optional</i>
MERITOR MT-18-14XG - 18.1t GAWR	<i>optional</i>
MERITOR MT-18-14XGP - 18.1t GAWR	<i>optional</i>
DANA SPICER DSH40P & TOUGHLIFT FMT - 27.0t GAWR	<i>optional</i>
DANA SPICER DS/RDH40P & TOUGHLIFT FMT - 27.0t GAWR	<i>optional</i>
DANA SPICER DS405 & R22BS LAZY AXLE - 27.1t GAWR	<i>optional</i>
MERITOR MT-18-14XGP & TOUGHLIFT FMT - 27.0t GAWR	<i>optional</i>

## FRONT SUSPENSION

TAPER LEAF	
------------	--

## REAR SUSPENSION

KENWORTH AIRGLIDE 400 - 18.1t GAWR	<i>standard</i>
KENWORTH AIRGLIDE 400 & HENDRICKSON TOUGHLIFT FMT- 22.5T GAWR	<i>optional</i>
KENWORTH AIRGLIDE 600 - 27.0t GAWR	<i>optional</i>

## BRAKES

DRUM	<i>standard</i>
DISC	<i>optional</i>

## SAFETY SYSTEMS

ABS - ANTILOCK BRAKING SYSTEM	<i>standard</i>
DTC - DRAG TORQUE CONTROL	<i>standard</i>
ATC - AUTOMATIC TRACTION CONTROL	<i>standard</i>
ESP - ELECTRONIC STABILITY PROGRAM**	<i>standard</i>
HSA - HILL START ASSIST*	<i>optional</i>
TRM - TRAILER RESPONSE MANAGEMENT	<i>optional</i>
SOD - BLINDSPOTTER SIDE OBJECT DETECTION SYSTEM	<i>optional</i>

## FUSION INTEGRATED ACTIVE SAFETY SYSTEMS\*\*

INTEGRATES ADAPTIVE CRUISE CONTROL WITH BRAKING, STATIONARY VEHICLE BRAKING, COLLISION MITIGATION, DRIVER ALERTS, LANE DEPARTURE WARNING, HIGHWAY DEPARTURE WARNING & BRAKING, ADVANCED EMERGENCY BRAKING [AEBS] & MULTI LANE AUTONOMOUS EMERGENCY BRAKING\*\*

\* Only with Automated Manual Transmission (AMT).

\*\* Standard on 6x4. Exceptions apply depending on axle configuration/wheelbase/application.

## PACCAR CONNECT

12 MONTH BASE SUBSCRIPTION TO PACCAR CONNECT GPS TELEMATICS	<i>optional</i>
---	-----------------

## WHEELS

ALLOY 10 STUD - RANGE OF FINISHES AVAILABLE	<i>standard</i>
PACCAR STYLE ALLOY 10 STUD	<i>optional</i>

## FUEL TANKS

RANGE OF PACKAGES AVAILABLE	
-----------------------------	--

## ADBLUE

62L ADBLUE UREA TANK LEFT HAND REAR	<i>standard</i>
62L ADBLUE UREA TANK RIGHT HAND REAR	<i>optional</i>

## PAINT

SINGLE COLOUR TO CAB	<i>standard</i>
UP TO 3 COLOURS 6 BREAKS	<i>optional</i>