

T359 SPECIFICATIONS



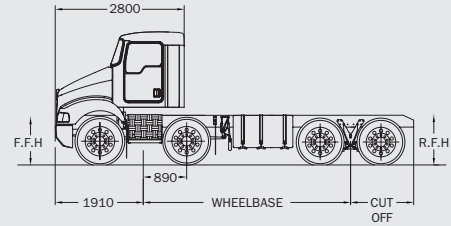
| CONFIGURATION | |
|---|----------|
| 6 x 4 | standard |
| 4 x 2 | optional |
| 8 X 4 | optional |
| GCM | |
| 40 TONNE LIMIT - ISLe5 * | |
| 50 TONNE LIMIT - ISMe5 * | |
| * Higher GCM ratings available subject to Application and Engineering approval. | |
| CAB | |
| DAY CAB – (ALL AXLE CONFIGURATIONS) | standard |
| 28" FLAT ROOF – (4X2, 6X4, 8X4) | optional |
| 36" FLAT ROOF RECESSED BACK – (4X2, 6X4) | optional |
| 36" MID ROOF RECESSED BACK – (4X2, 6X4) | optional |
| SUSPENSION | |
| TAPER LEAF, MULTI LEAF, AIRBAG, MECHANICAL | |
| TRANSMISSION | |
| MANUAL, AUTOMATIC & AUTOMATED MANUAL TRANSMISSION (AMT) | |

| T359 FRONT FRAME HEIGHT (F.F.H) mm | | | |
|------------------------------------|--------------|-------------------|----------------------|
| Front Spring | Tyres | | |
| | 11R22.5 R168 | 275/70 R22.5 R294 | 295/80 R22.5 R150-II |
| 6.5T Taper | 1083 | 1043 | 1088 |
| 7.2T Taper | 1080 | 1139 | 1084 |
| 12T Taper | 1070 | 1030 | 1075 |

| T359 REAR FRAME HEIGHT (R.F.H) mm | | |
|-----------------------------------|--------------|--------------------------|
| Rear Suspension | Tyres | |
| | 11R22.5 M766 | 275/70 R22.5 M749 ECOPIA |
| Airglide 400 | 1026 | 1023 |
| Airglide 460 | 1064 | 1061 |
| Airglide 60 | 1026 | 1023 |
| Hendrickson HAS-461 | 999 | 996 |

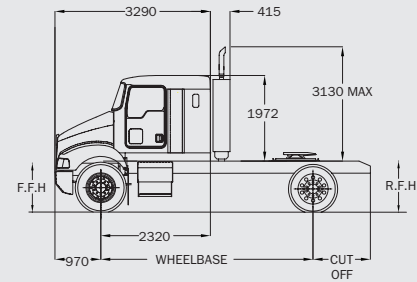
DAY CAB

8X4

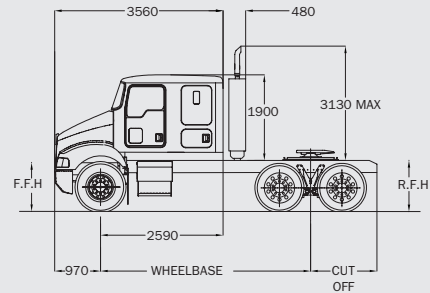


28" FLAT ROOF SLEEPER

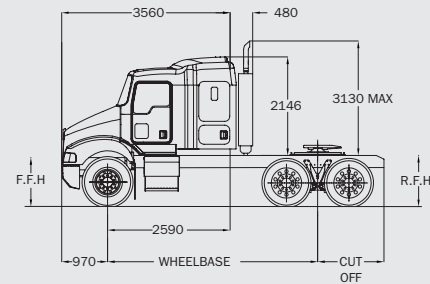
4X2



36" FLAT ROOF RECESSED BACK SLEEPER 6X4



36" MID ROOF RECESSED BACK SLEEPER 6X4



IMPORTANT NOTES

All frame height dimensions are to the top of the frame using 270mm rails.

For illustration purposes different configurations have been used.

Variations will occur due to tare weight differences caused by optional equipment and fuel. Variations of +/- 25mm can be expected on heavy duty trucks.

Heights have been calculated with the tyre in an unladen condition and unless specified Bridgestone tyres have been used in the calculations. Variations will be caused by different tyre manufacturers.

For a wide range of options, contact your Kenworth Dealer.

| ENGINE | |
|--|----------|
| ISLE5 - 280 HP / 778 LB-FT TORQUE - SCR | standard |
| ISLE5 - 320 HP / 996 LB-FT TORQUE - SCR | optional |
| ISLE5 - 340 HP / 1106 LB-FT TORQUE - SCR | optional |
| ISLE5 - 360 HP / 1180 LB-FT TORQUE - SCR | optional |
| ISLE5 - 380 HP / 1254 LB-FT TORQUE - SCR | optional |
| ISME5 - 440-434 HP 1534 LB-FT TORQUE - SCR | optional |
| KITS | |
| FUEL HAUL & GAS HAUL | optional |
| EXHAUST | |
| EGP IN CHASSIS RHS W/CHASSIS MTD DISCHARGE | standard |
| EGP LHS POST MOUNTED | optional |
| EGP OUTSIDERAIL W/CHASSIS MTD DISCHARGE | optional |
| EGP IN CHASSIS WITH SINGLE CAB MOUNTED EXHAUST | standard |
| 70L ADBLUE UREA TANK LEFT HAND REAR | optional |
| 70L ADBLUE UREA TANK RIGHT HAND REAR | standard |
| 100L 625MM DIA UREA TANK | optional |
| AIR CLEANER | |
| DONALDSON PLASTIC AIR CLEANER MOUNTED UNDER HOOD | standard |
| DONALDSON 2504 AIRCLEANER | optional |
| TRANSMISSION - MANUAL | |
| EATON RTL016913A 13 SPEED, 1650 LB-FT TORQUE | standard |
| EATON RTL016918B 18 SPEED, 1650-LB-FT TORQUE | optional |
| TRANSMISSION - AUTOMATIC | |
| ALLISON 3200P 6 SPEED, 1100 LB-FT TORQUE | optional |
| TRANSMISSION - AUTOMATED MANUAL TRANSMISSION | |
| ULTRASHIFT PLUS FO-16E318B-MXP 18 SPEED, 1650 LB-FT TORQUE | optional |
| FRONT AXLE | |
| DANA E-1462I - 6.6T GAWR | standard |
| DANA DUAL E-1322I - 12.0T GAWR | optional |
| MERITOR MFS66-122 - 6.6T GAWR | optional |
| MERITOR DUAL MFS66-122 - 13.2T GAWR | optional |
| MERITOR MFS66-124 - 6.6T GAWR | optional |

| REAR AXLE | |
|--|----------|
| DANA DSH40P - 18.1T GAWR | standard |
| DANA TANDEM WITH LAZY AXLE - 27.1T GAWR | optional |
| DANA S23-170 - 10.4T GAWR | optional |
| DANA D46-170 - 20.9T GAWR | optional |
| MERITOR RT40-145GP - 18.1T GAWR | optional |
| MERITOR RT46-160GP - 20.9T GAWR | optional |
| REAR SUSPENSION | |
| KENWORTH AIRGLIDE 400 - 18.1T GAWR | standard |
| KENWORTH AIRGLIDE 460 - 20.9T GAWR | optional |
| HENDRICKSON HAS461 - 18.0T GAWR | optional |
| BRAKES | |
| DRUM | standard |
| DISC | optional |
| SAFETY SYSTEMS | |
| ABS - ANTILOCK BRAKING SYSTEM | standard |
| DTC - DRAG TORQUE CONTROL | standard |
| ATC - AUTOMATIC TRACTION CONTROL | standard |
| HSA - HILL START ASSIST* | optional |
| ACB - ACTIVE CRUISE BRAKING | optional |
| TRM - TRAILER RESPONSE MANAGEMENT | optional |
| ESP - ELECTRONIC STABILITY PROGRAM | optional |
| CMS - COLLISION MITIGATION WITH AEB | optional |
| LDW - LANE DEPARTURE WARNING | optional |
| *Only available with Eaton UltraShift*PLUS Automated Transmission. | |
| WHEELS | |
| ALLOY 10 STUD | standard |
| FUEL TANKS | |
| RANGE OF PACKAGES AVAILABLE | |
| PAINT | |
| SINGLE COLOUR TO CAB | standard |
| UP TO 3 COLOURS 6 BREAKS | optional |

Australian Kenworths are purpose-built. Each truck designed and manufactured for its intended task and to individual customer requirements. For a wide range of customised options contact your local Kenworth Dealer or go to www.kenworth.com.au

PACCAR Australia Pty Ltd,
64 Canterbury Road,
Bayswater, Victoria 3153
Phone (03) 9721 1500



359 SP 1218



AUSTRALIAN MADE. WORLD'S BEST.